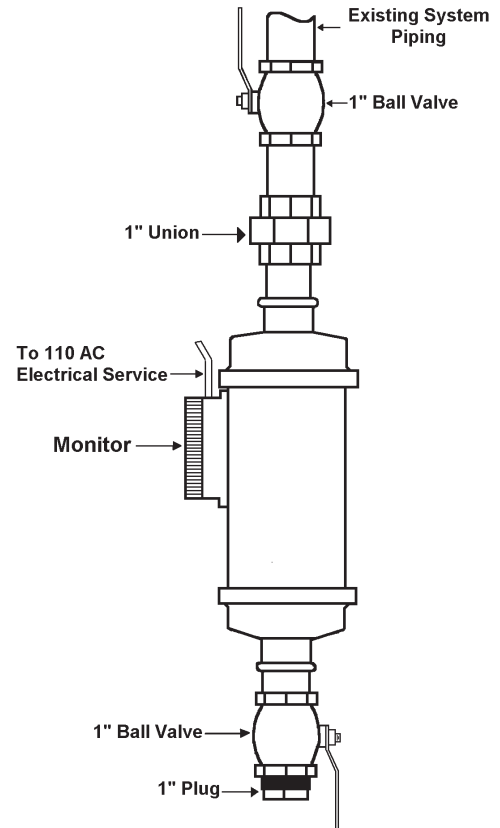







P.O. Box 3365 South El Monte, CA 91733 626.444.0541 Fax 626.444.3887 www.Afcon.org

1099

DRUM DRIP - MONITORED



SIZE - See drawing
MATERIAL - Carbon Steel.
FINISH - Galvanized
PATENT - Pending.
FUNCTION - Gather and monitor condensation from dry pipe fire sprinkler system.
INSTALLATION - See Instruction Tag.
 Special Note - Must be installed in a heated area or freeze protection must be provided.
FEATURES
 * Monitor signals need to drain unit.
 * Large diameter helps resist freeze up.
ORDERING - Part # and quantity.

<p>ELEC. CONNECTION: Connect stripped red wire to load. Connect plain red wire to common.</p> <p>Plain  Stripped </p>	<p>INSTRUCTIONS: If monitor activates...</p> <ol style="list-style-type: none"> 1. Close top valve 2. Remove 1" plug 3. Open bottom valve 4. Let unit drain 5. Close bottom valve 6. Re-install 1" plug 7. Re-open top valve
<p> 1-626-444-0541</p>	<p>Monitored Drum Drip Assembly Fig. #1099 Drum Drip</p>

